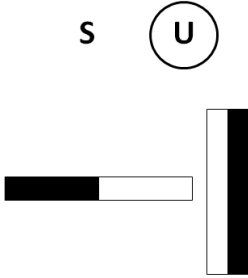
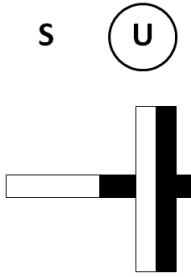
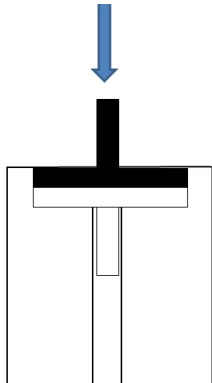
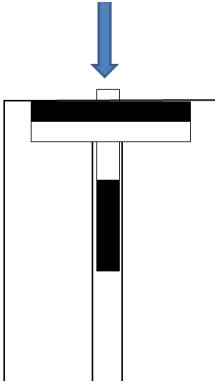


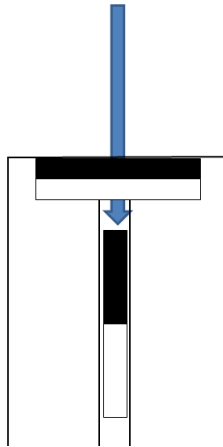
Solution - Exp. Problem 2

Task 1		Points
		0.25
		0.45
		0.45
		0.45

		0.45																		
		0.45																		
Task 2		Points																		
	<p>Symmetries that should be utilized in the measurements:</p> <table border="1" data-bbox="336 976 1110 1126"> <tr> <td>$F_{\uparrow\downarrow}(z) = -F_{\uparrow\downarrow}(-z)$</td> </tr> <tr> <td>$F_{\uparrow\downarrow}(z) = -F_{\uparrow\uparrow}(z)$</td> </tr> <tr> <td>From the two above one gets also $F_{\uparrow\uparrow}(z) = -F_{\uparrow\uparrow}(-z)$</td> </tr> </table>	$F_{\uparrow\downarrow}(z) = -F_{\uparrow\downarrow}(-z)$	$F_{\uparrow\downarrow}(z) = -F_{\uparrow\uparrow}(z)$	From the two above one gets also $F_{\uparrow\uparrow}(z) = -F_{\uparrow\uparrow}(-z)$	0,6															
$F_{\uparrow\downarrow}(z) = -F_{\uparrow\downarrow}(-z)$																				
$F_{\uparrow\downarrow}(z) = -F_{\uparrow\uparrow}(z)$																				
From the two above one gets also $F_{\uparrow\uparrow}(z) = -F_{\uparrow\uparrow}(-z)$																				
	<p>By using the setup as it is, the whole curve can be measured by starting the measurements from three stable equilibrium points; the equilibrium point (z_0) can be measured also by using the setup.</p> <p>Configuration:</p>  <p>Measurements:</p> <table border="1" data-bbox="336 1787 764 2022"> <thead> <tr> <th>$z_0=0\text{mm}$</th> <th>m [g]</th> <th>Δz [mm]</th> </tr> </thead> <tbody> <tr> <td></td> <td>0</td> <td>0</td> </tr> <tr> <td></td> <td>31</td> <td>1</td> </tr> <tr> <td></td> <td>55</td> <td>2</td> </tr> <tr> <td></td> <td>75</td> <td>3</td> </tr> <tr> <td></td> <td>97</td> <td>4</td> </tr> </tbody> </table>	$z_0=0\text{mm}$	m [g]	Δz [mm]		0	0		31	1		55	2		75	3		97	4	0,8
$z_0=0\text{mm}$	m [g]	Δz [mm]																		
	0	0																		
	31	1																		
	55	2																		
	75	3																		
	97	4																		

	<table> <tbody> <tr><td>119</td><td>5</td></tr> <tr><td>140</td><td>6</td></tr> <tr><td>158</td><td>7</td></tr> <tr><td>171</td><td>8</td></tr> <tr><td>170</td><td>9</td></tr> <tr><td>118</td><td>10</td></tr> <tr><td>85</td><td>10,25</td></tr> <tr><td>50</td><td>10,5</td></tr> <tr><td>10</td><td>10,75</td></tr> </tbody> </table>	119	5	140	6	158	7	171	8	170	9	118	10	85	10,25	50	10,5	10	10,75																									
119	5																																											
140	6																																											
158	7																																											
171	8																																											
170	9																																											
118	10																																											
85	10,25																																											
50	10,5																																											
10	10,75																																											
	<p>Configuration:</p>  <p>Measurements:</p> <table border="1"> <thead> <tr> <th>$z_0=10.8\text{mm}$</th> <th>m [g]</th> <th>Δz [mm]</th> </tr> </thead> <tbody> <tr><td></td><td>0</td><td>0</td></tr> <tr><td></td><td>233</td><td>1</td></tr> <tr><td></td><td>538</td><td>2</td></tr> <tr><td></td><td>927</td><td>3</td></tr> <tr><td></td><td>996</td><td>3,5</td></tr> <tr><td></td><td>1124</td><td>4</td></tr> <tr><td></td><td>1154</td><td>4,5</td></tr> <tr><td></td><td>1213</td><td>5</td></tr> <tr><td></td><td>1212</td><td>5,5</td></tr> <tr><td></td><td>1120</td><td>6</td></tr> <tr><td></td><td>873</td><td>6,5</td></tr> <tr><td></td><td>284</td><td>7</td></tr> <tr><td></td><td>36</td><td>7,5</td></tr> </tbody> </table>	$z_0=10.8\text{mm}$	m [g]	Δz [mm]		0	0		233	1		538	2		927	3		996	3,5		1124	4		1154	4,5		1213	5		1212	5,5		1120	6		873	6,5		284	7		36	7,5	0,8
$z_0=10.8\text{mm}$	m [g]	Δz [mm]																																										
	0	0																																										
	233	1																																										
	538	2																																										
	927	3																																										
	996	3,5																																										
	1124	4																																										
	1154	4,5																																										
	1213	5																																										
	1212	5,5																																										
	1120	6																																										
	873	6,5																																										
	284	7																																										
	36	7,5																																										

Configuration:



0,8

Measurements:

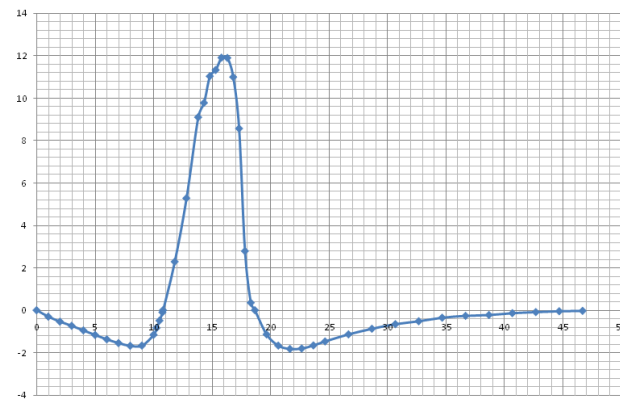
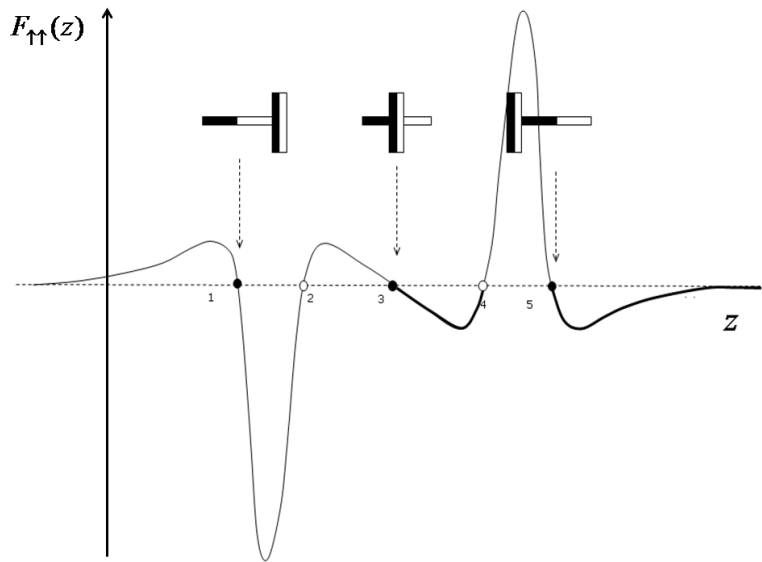
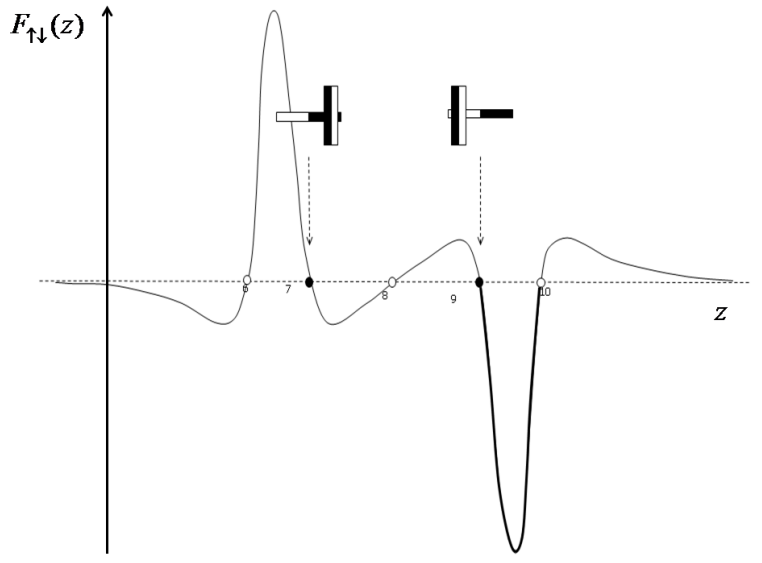
$z_0=18.6\text{mm}$	m [g]	Δz [mm]
	0	0
	116	1
	170	2
	186	3
	184	4
	169	5
	150	6
	116	8
	89	10
	67	12
	53	14
	36	16
	27	18
	23	20
	14	22
	9	24
	5	26
	3	28

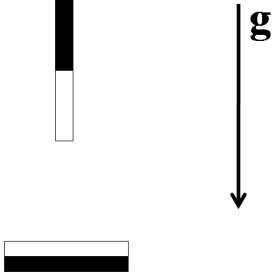
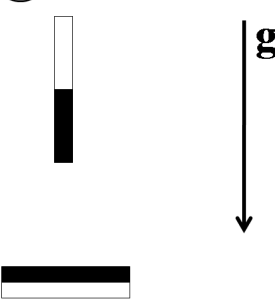
Task 3

Points

Due to symmetry, it is sufficient to plot e.g., the following graph in detail:

2

	<p>$F_{\uparrow\uparrow}(z)$ [N]</p>  <p style="text-align: right;">z [mm]</p>	
	<p>$F_{\uparrow\uparrow}(z)$</p>  <p style="text-align: right;">z</p>	<p>1</p>
	<p>$F_{\uparrow\downarrow}(z)$</p>  <p style="text-align: right;">z</p>	<p>1</p>

		0,5
	<p>OR</p> 	
Total:		10.0